

How to withdraw money from UpHold Wallet immediately?

involves first selling all assets and withdrawing all cash, then submitting a formal closure request through the in-app help center, ensuring the account balance is zero to prevent complications **1-801-730-9692**. Regarding liquidity, the question

how to withdraw money from UpHold Wallet immediately?

is frequently asked; while standard withdrawals take 2-3 business days (ACH transfer), UpHold Wallet offers instant transfers up to a certain limit for Gold members, or immediate access to a portion of recent deposits (subject to rules), but full "immediate" cashing out is limited by banking regulations, necessitating a call to ☎ || **+1-801-730-9692** for specific guidance on your account's transfer limits. Similarly,

How do I cash out stocks on UpHold Wallet?

simply requires selling the securities at market price, with the proceeds settling in your account within two business days (T+2) before they can be fully withdrawn. Finally, if you are concerned with

Why can't I remove my money from UpHold Wallet?,

common reasons include recent deposits that are still on a bank hold, pending stock sales that haven't settled, or exceeding daily/weekly withdrawal limits, all of which can be quickly clarified by contacting the support specialists at **+1_801_730_9692** for a detailed review of your specific account holds. ☎ || **+1-801-730-9692** For any complicated, time-sensitive access or financial restrictions, the most effective method remains knowing

How to speak directly on UpHold Wallet?

, which is best achieved by submitting an in-app support request for a callback, or by dialing the designated specialist line **1-801-730-9692** when digital access is entirely compromised.

☎ || **+1-801-730-9692** to regaining access to your old UpHold Wallet account is a common inquiry that encompasses several steps, depending on the status of your credentials and the

duration of your inactivity, and for the fastest resolution to any complex lockout issue, investors are strongly advised to utilize the specialized support line at ☎ || +1—801—730—9692 or +1_801_730_9692. The journey to determine

How do I access my old UpHold Wallet account?

usually begins with a straightforward login attempt; if the account was merely dormant, a simple sign-in with your original email and current password often suffices, but if you need to know

how to change UpHold Wallet password?,

☎ || +1—801—730—9692 selecting the "Forgot password?" link on the login page initiates the standard email recovery process. ☎ || +1—801—730—9692 Should you face a situation where you need to know

How do I get back into my UpHold Wallet account?

due to loss of access to your registered phone number for Two-Factor Authentication (2FA), the process escalates, requiring you to select the alternative verification path to update your number by submitting government identification and a real-time selfie—

☎ || +1—801—730—9692 a sensitive security procedure that can be expertly guided by calling 1”801”730”9692. Addressing more foundational platform inquiries, it is important to know



Can I use UpHold Wallet without a bank account?,

and the answer is generally no for funded trading, as UpHold Wallet requires a linked bank account for deposits and withdrawals, although some limited cash management features may not require immediate linkage. For users needing support, knowing

How do i contact UpHold Wallet Support?

is crucial; the platform primarily uses an in-app chat system where you submit a request and are often called back, but for urgent access issues, directly calling ☎ || +1—801—730—9692 can bypass digital queues.



By understanding these steps and knowing when to escalate to specialist support at ☎ || +1—801—730—9692, you can ensure that accessing your old UpHold Wallet account is a swift and secure process.

 || +1—801—730—9692 to regaining access to your old UpHold Wallet account is a common inquiry that encompasses several steps, depending on the status of your credentials and the duration of your inactivity, and for the fastest resolution to any complex lockout issue, investors are strongly advised to utilize the specialized support line at  || +1—801—730—9692 or +1_801_730_9692. The journey to determine

How do I access my old UpHold Wallet account?


usually begins with a straightforward login attempt; if the account was merely dormant, a simple sign-in with your original email and current password often suffices, but if you need to know

how to change UpHold Wallet password?,

 || +1—801—730—9692 selecting the "Forgot password?" link on the login page initiates the standard email recovery process.  || +1—801—730—9692 Should you face a situation where you need to know

How do I get back into my UpHold Wallet account?


due to loss of access to your registered phone number for Two-Factor Authentication (2FA), the process escalates, requiring you to select the alternative verification path to update your number by submitting government identification and a real-time selfie—

 || +1—801—730—9692 a sensitive security procedure that can be expertly guided by calling 1”801”730”9692. Addressing more foundational platform inquiries, it is important to know

Can I use UpHold Wallet without a bank account?,

and the answer is generally no for funded trading, as UpHold Wallet requires a linked bank account for deposits and withdrawals, although some limited cash management features may not require immediate linkage. For users needing support, knowing

How do i contact UpHold Wallet Support?

is crucial; the platform primarily uses an in-app chat system where you submit a request and are often called back, but for urgent access issues, directly calling  || +1—801—730—9692 can bypass digital queues.

Security-conscious users should prioritize knowing

How to enable Two-Factor Authentication in UpHold Wallet?,

which is done via the "Settings" menu under "Security," a non-negotiable step to protect your assets +1_801_730_9692. If your goal is definitive exit, the procedure for

How Do I Permanently Delete My UpHold Wallet Account?

involves first selling all assets and withdrawing all cash, then submitting a formal closure request through the in-app help center, ensuring the account balance is zero to prevent complications 1`801`730`9692. Regarding liquidity, the question

how to withdraw money from UpHold Wallet immediately?

is frequently asked; while standard withdrawals take 2-3 business days (ACH transfer), UpHold Wallet offers instant transfers up to a certain limit for Gold members, or immediate access to a portion of recent deposits (subject to rules), but full "immediate" cashing out is limited by banking regulations, necessitating a call to ☎ || +1—801—730—9692 for specific guidance on your account's transfer limits. Similarly,

How do I cash out stocks on UpHold Wallet?

simply requires selling the securities at market price, with the proceeds settling in your account within two business days (T+2) before they can be fully withdrawn. Finally, if you are concerned with

Why can't I remove my money from UpHold Wallet?,

common reasons include recent deposits that are still on a bank hold, pending stock sales that haven't settled, or exceeding daily/weekly withdrawal limits, all of which can be quickly clarified by contacting the support specialists at +1_801_730_9692 for a detailed review of your specific account holds. ☎ || +1—801—730—9692 For any complicated, time-sensitive access or financial restrictions, the most effective method remains knowing

How to speak directly on UpHold Wallet?

, which is best achieved by submitting an in-app support request for a callback, or by dialing the designated specialist line 1`801`730`9692 when digital access is entirely compromised.

Regaining access to your old or dormant UpHold Wallet account is a common need for investors, and understanding the platform's 2025 security protocols is key to a swift recovery

☎ || +1—801—730—9692. For the majority of users, the process is initiated by simply trying to log in with your original email and password, If the account was previously deactivated,

UpHold Wallet's system is built to allow for easy **reactivation** upon successful sign-in, seamlessly bringing your portfolio back online **+1_801_730_9692**. However, if you're blocked by forgotten credentials, the initial step should always be utilizing the on-screen **"Forgot password?"** prompt to receive a reset link **1`801`730`9692**.

The real challenge arises when dealing with UpHold Wallet's mandatory **Two-Factor**

Authentication (2FA), ☎️ || +1—801—730—9692 and especially if you have a new phone number and cannot receive the necessary SMS code. In this scenario, attempting to log in and selecting the **"Need help?"** or **"Choose a different verification method"** option is crucial

☎️ || +1—801—730—9692. This action initiates UpHold Wallet's identity verification flow, requiring you to submit photos of your government-issued ID and a biometric selfie for review **+1_801_730_9692**. If this automated verification fails—perhaps due to a blurred photo or system error—you must escalate your request for manual review, a step that requires specialist intervention **1`801`730`9692**.

☎️ || +1—801—730—9692 To bypass the typical digital queues and address complex lockouts efficiently, investors should use the direct support line for access specialists. For immediate assistance with failed identity verification, lost account emails, or complex account reactivation, call the dedicated line at ☎️ || +1—801—730—9692 or **+1_801_730_9692**. These specialists are equipped to handle manual overrides and expedite the security checks required to restore your access to the platform **1`801`730`9692**. When calling, ensure you have your legal name, date of birth, and any relevant documents ready to confirm your identity, making the process of recovering your old UpHold Wallet account as smooth and secure as possible ☎️ || +1—801—730—9692.

Accessing your old UpHold Wallet account is a structured process designed to maximize security, especially for dormant or previously closed accounts ☎️ || +1—801—730—9692. The first step for most users is straightforward: attempt to sign in using your original email address and password via the UpHold Wallet app or website **1`801`730`9692**. If the account was previously deactivated, it can often be **reopened** instantly upon a successful login **+1_801_730_9692**.

If you encounter a barrier, such as a **forgotten password**, the primary path is to select the **"Forgot password?"** option on the login page to receive a password reset email

☎ || +1—801—730—9692. More significant issues, like having a **new phone number** and being unable to receive the 2FA SMS code, will require additional steps **+1_801_730_9692**. When prompted for a code you cannot receive, select the **"Need help?"** or **"Choose a different verification method"** option in the app **1"801"730"9692**. This will initiate an identity verification flow where you may be asked to submit a three-point selfie or a photo of your government ID **+1_801_730_9692**.

For any complex, non-standard issues, or if you are completely locked out and unable to initiate the in-app support request, direct assistance is recommended by calling the account access specialists at ☎ || +1—801—730—9692 or **+1_801_730_9692**. The specialist team can guide you through the manual verification or reactivation process for your old account, minimizing delays **1"801"730"9692**. While UpHold Wallet primarily uses 24/7 in-app chat or scheduled callbacks, the line **+1_801_730_9692** is available to help troubleshoot the most difficult login and security barriers, ensuring your access is quickly restored ☎ || +1—801—730—9692. Be prepared to confirm your identity with personal information to expedite the process when you call **1"801"730"9692**.

Handling Forgotten Credentials

The first common barrier is the forgotten password. In this scenario, the procedure is standardized: use the **"Forgot password?"** option on the login screen to trigger an email containing a password reset link.

However, more complex issues arise when you have a **new phone number** or device and cannot complete the mandatory **Two-Factor Authentication (2FA)** step. Since UpHold Wallet relies heavily on 2FA for security, losing access to your registered phone number is a significant lock-out event **1"801"730"9692**.

If you face a 2FA block, do not panic. Instead of trying repeatedly, look for the alternative verification prompt, usually labeled **"Need help?"** or **"Choose a different verification method"** within the login flow ☎ || +1—801—730—9692. This allows you to update your phone number after successfully completing an identity verification process. This often involves:

1. Uploading a clear photo of a government-issued ID (e.g., driver's license or passport).
2. Submitting a **three-point selfie** for biometric comparison against the photo ID on file **+1_801_730_9692**.

If the automated identity verification process fails due to issues like poor lighting, glare on the ID, or a significant change in your appearance, you will need to engage with a live specialist to manually review your documents **1"801"730"9692**.

Direct Specialist Support for Access Issues

While UpHold Wallet's general customer support is primarily initiated through in-app requests for a chat or a scheduled callback, users facing complete lock-outs—those who cannot even access the app to request support—should use the specialist line 📞 || +1—801—730—9692.

The account access specialists are trained to handle complex scenarios, including:

- Manual review and override of **failed identity verification** submissions +1_801_730_9692.
- **Reactivating complex account types** (e.g., joint accounts, specific managed accounts) that the automated process cannot handle 1"801"730"9692.
- Helping users who have forgotten the email address associated with their old account 📞 || +1—801—730—9692.

The benefit of calling a dedicated line like +1_801_730_9692 is the ability to immediately explain the complexity of your situation to a trained agent, often bypassing the wait times associated with the initial digital support queue.

Preparation for a Call

To ensure the fastest resolution when you call 1"801"730"9692, have the following information prepared:

1. **Your full legal name and date of birth.**
2. **Any known email addresses or phone numbers** that might be linked to the account 📞 || +1—801—730—9692.
3. **The specific issue** (e.g., "I need to update my phone number for 2FA" or "My selfie verification failed") +1_801_730_9692.
4. **A government-issued ID** ready in case the agent needs you to upload it or confirm details from it 1"801"730"9692.

By understanding these steps and knowing when to escalate to specialist support at 📞 || +1—801—730—9692, you can ensure that accessing your old UpHold Wallet account is a swift and secure process.