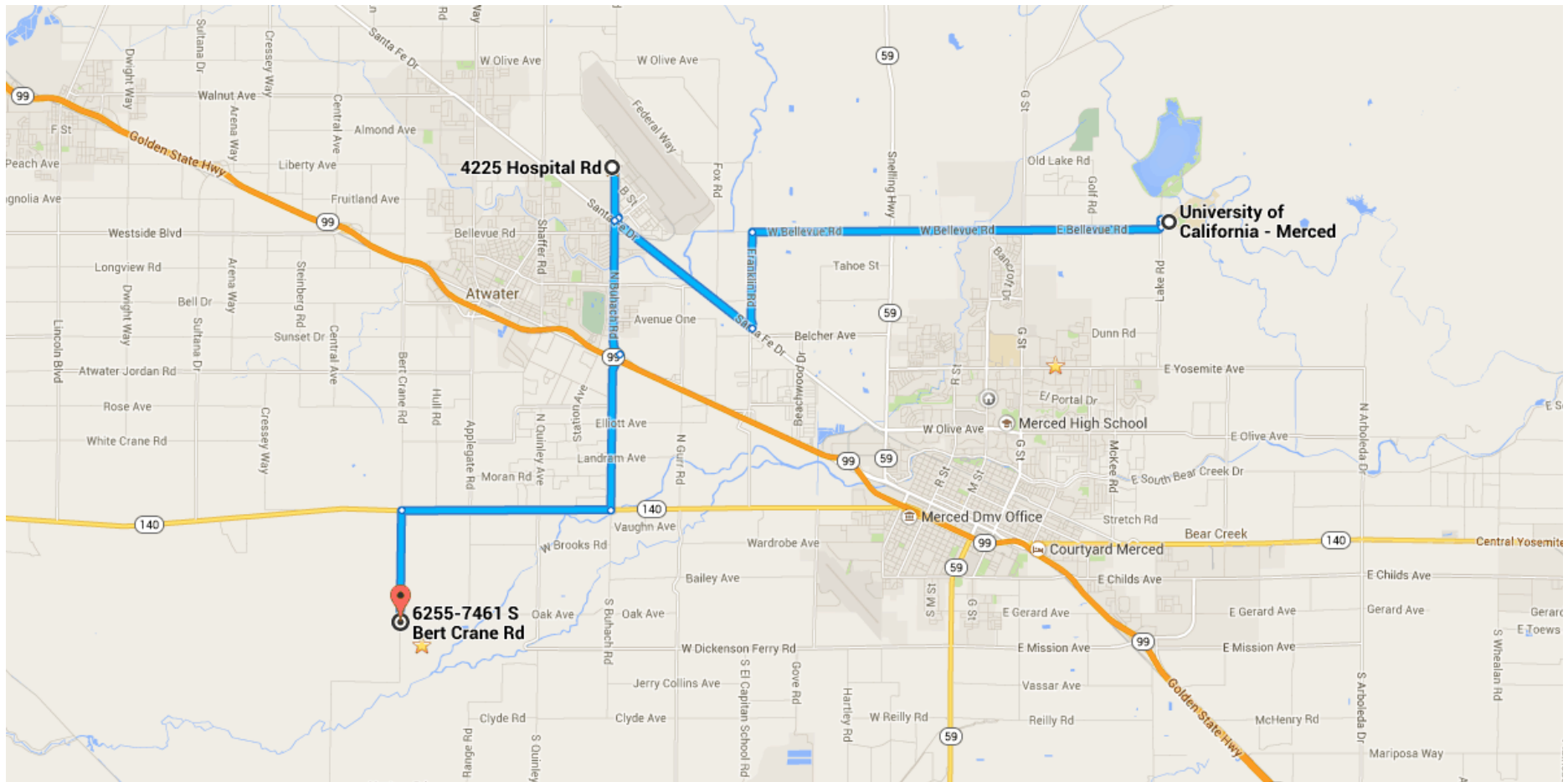




Drive 20.7 mi, 34 min

Directions from University of California - Merced to 6255-7461 S Bert Crane Rd



○ University of California - Merced

5200 Lake Rd, Merced, CA 95343

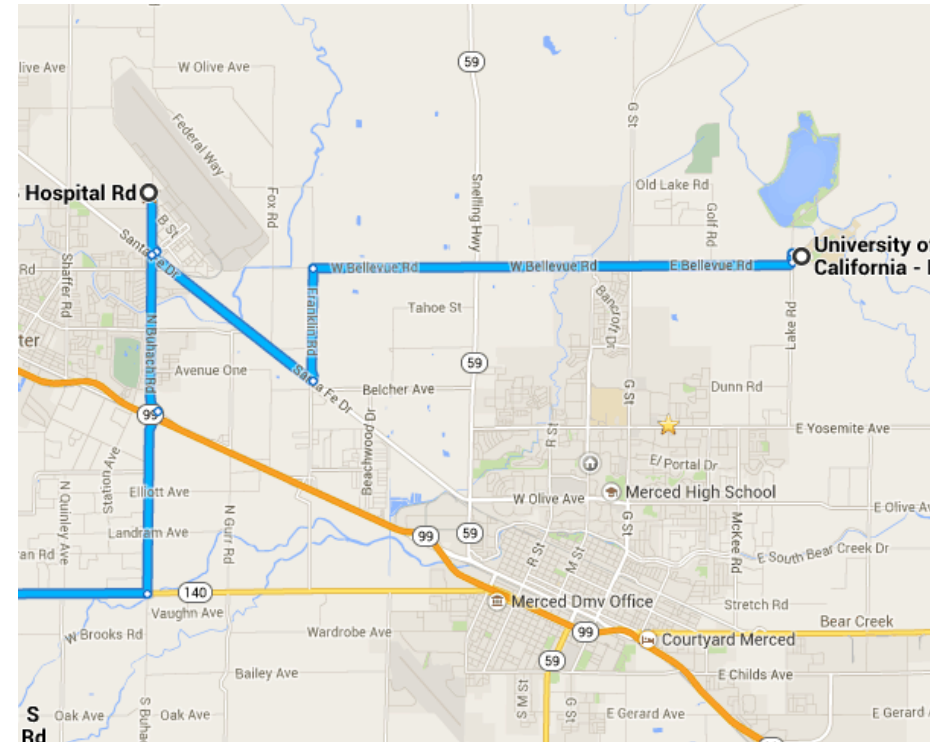
1. Head west on Scholars Lane toward Lake Rd



449 ft



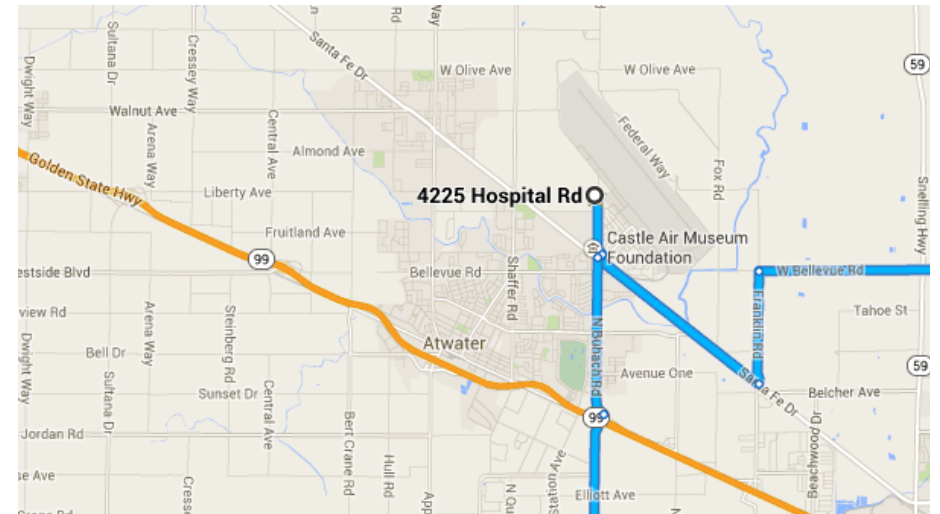
- 2. Turn left onto Lake Rd  
0.1 mi
  - 3. Take the 1st right onto E Bellevue Rd  
5.9 mi
  - 4. Turn left onto Franklin Rd  
1.4 mi
  - 5. Turn right onto County Rd J7/Santa Fe Dr  
2.5 mi
  - 6. Turn right onto Airdrome Entry  
384 ft
  - 7. Turn left onto Hospital Ave  
0.8 mi
- 10.9 mi / 16 min



### 4225 Hospital Rd

Atwater, CA 95301

- 8. Head south on Hospital Ave toward Wallace Rd  
0.7 mi
- 9. Turn right onto Airdrome Entry  
469 ft
- 10. Continue onto N Buhach Rd  
2.0 mi
- 11. Turn right to stay on N Buhach Rd  
2.3 mi



- 12. Turn right onto CA-140 W/California State Route 140/McSwain Rd 3.0 mi
  - 13. Turn left onto S Bert Crane Rd 1.6 mi
- 9.7 mi / 19 min



## 6255-7461 S Bert Crane Rd

Atwater, CA 95301

These directions are for planning purposes only. You may find that construction projects, traffic, weather, or other events may cause conditions to differ from the map results, and you should plan your route accordingly. You must obey all signs or notices regarding your route.

Map data ©2014 Google